





# OSBORNE

## REFRIGERATORS


### How to change 12V transformer




Remove screws holding the front of the lid in place



Gently prop open lid, exposing transformer and wiring





Unplug mains lead



Remove crimps (note that black wire goes to black, white striped goes to white)

Check that there is 220V mains power at the figure 8 mains lead. If there is not, the problem lies elsewhere and you may need to check the integrity of the mains lead and the main power lead to the cabinet.



Loosen retaining tabs and slide transformer out.

Replace transformer and reconnect using a suitable connector. The green power indicator light on the new transformer should glow when the mains lead is connected.